

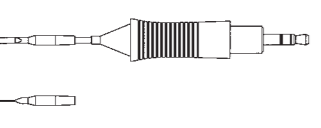
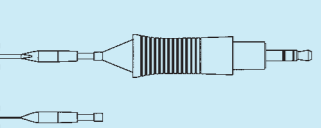

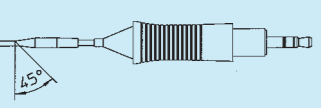
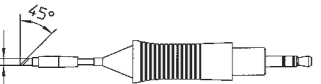


Weller®

RT series soldering tips for the WMRP micro soldering pencil

RT series soldering tips are specially designed for microsoldering tasks and microscope workstations. Of course, they can also be used with lead-free solder.

Changing soldering tips is quick, easy and, most importantly, requires no tools. Just pull out the old tip, insert the new one, and continue soldering. Thanks to its short heat-up time, the soldering pencil is ready to use again right away!

	Model	Description	Width A	Thickness B	Order No.
	RT 1	Needle tip	–	–	0054460199
	RT 2	Point tip	Ø 0.4 mm	–	0054460299
	RT 3	Chisel shape, straight	1.3 mm	0.4 mm	0054460399
	RT 4	Chisel shape, straight	1.5 mm	0.4 mm	0054460499
	RT 5	Chisel shape, bent, 30°	0.8 mm	0.4 mm	0054460599
	RT 6	Round shape, beveled, 45°	Ø 1.2 mm	–	0054460699
	RT 7	Knife tip, 45°	2.2 mm	–	0054460799

WMRS Soldering and Rework Station



WMRS

WCB1 Control Module (optional)



WCB1

Consists of:

- WMRS power unit
- WMRP soldering pencil (Order No. 0052917199)
- WMRH rest with Stop+Go function (Order No. 0051514599)
- RT1 soldering tip (Order No. 0054460199)

The WCB1 control module is an external input device for programming additional functions for all Weller digital soldering, hot air, and desoldering stations. The battery-operated device does not require an external power supply and is easy to transport. The WCB1 has the following input options:

- OFFSET: In case of discrepancy between the temperature displayed and that measured at the soldering tip, allows a correction value to be entered so that the setpoint and actual values agree.
- SETBACK: Lowers the setpoint temperature after a user-definable time period.
- LOCK: Locks the setpoint temperature.
- °C / °F: Switches the temperature display between °C and °F.

Cooper Hand Tools
P.O. Box 728
Apex, NC 27502-0728

Northeast
Phone: 919-362-7540
Fax: 800-854-5137

South
Phone: 919-362-7541
Fax: 800-854-5139

Midwest
Phone: 919-362-7542
Fax: 800-854-5138

West Coast (Southwest)
Phone: 919-362-1709
Fax: 800-546-7312

All other USA inquires
Fax: 800-423-6175

www.cooperhandtools.com

COOPER Hand Tools

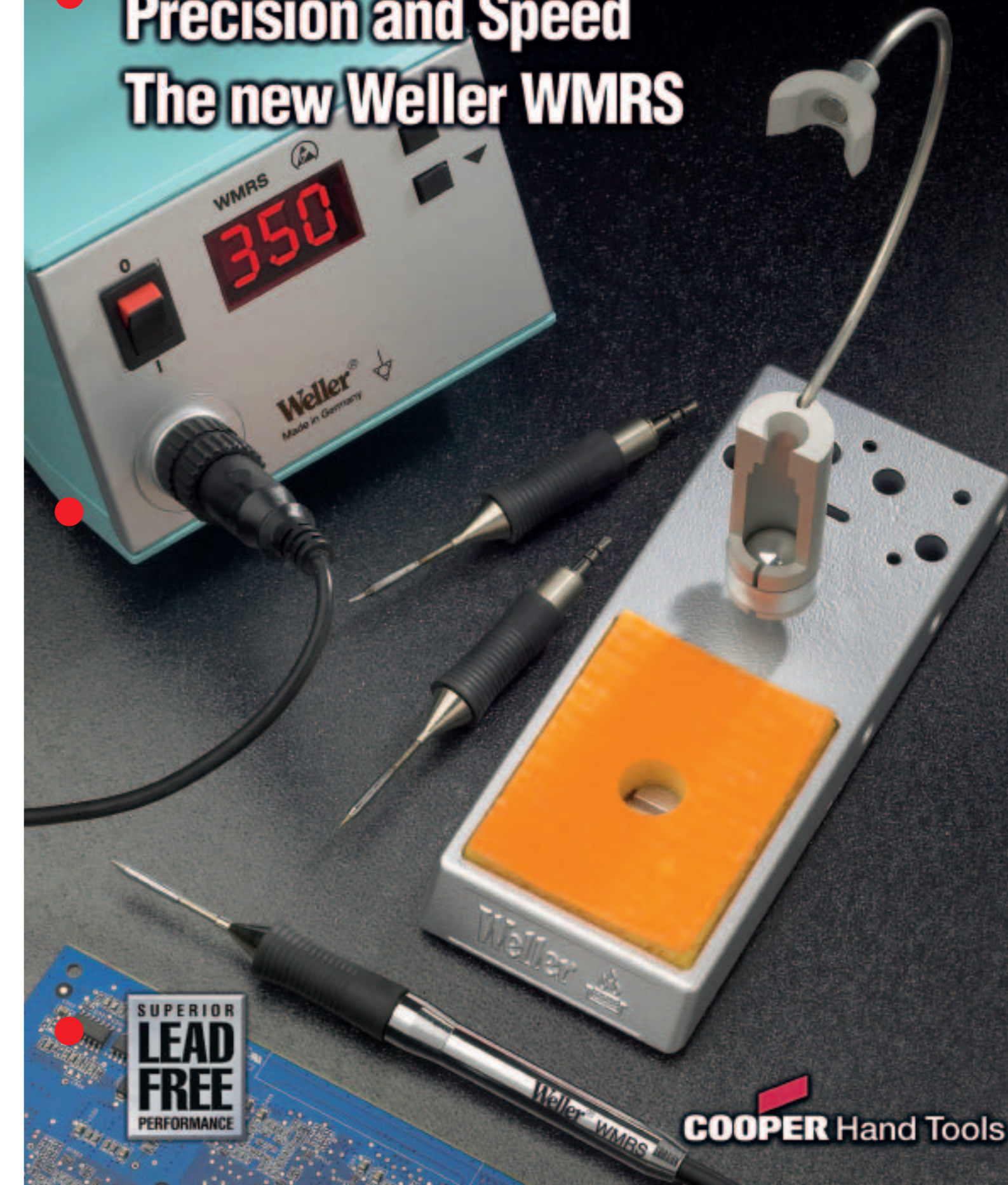
Campbell® CaulkMaster® Crescent® Diamond® Erem® Kahnetics® Lufkin®
Nicholson® Plumb® H.K.Porter® Weller® Wire-Wrap® Wiss® Xcelite®

CHT05-10342/MW-????/15M/PRINTED 02/05/USA COOPER NO. 550345 © 2005, Cooper Industries, Inc.
Specifications subject to change without notice.

Weller®

Precision and Speed

The new Weller WMRS




SUPERIOR
**LEAD
FREE**
PERFORMANCE

COOPER Hand Tools

Weller®

The new Weller WMRS

The solution for demanding soldering tasks on densely-packed circuit boards, microsoldering applications, and microscope workstations.



The Weller WMRS was specially developed for industrial production applications, rework and repair, and laboratory use. The short distance between the handle and tip allows the utmost precision in handling, and the extremely short heat-up time of the WMRP soldering pencil makes it ready to use right away, even after a tool-free tip change.

The digital control electronics of the supply unit detect all other electronically controlled Weller soldering tools up to 80 W, and automatically set the optimal control parameters for each.

Specifications



- Voltage: 120 v (input); 24 v (output)
- Footprint: 6.5 x 4.5 x 4.0 in. (65 x 115 x 91 mm)
- Power consumption: 80 W
- Temperature range: 150°F - 850°F or 50°C - 450°C
- Accuracy of soldering pencil: +/- 9°F (+/- 5°C)
- Temperature stability: +/- 9°F (+/- 5°C)
- ESD safe

Small + Handy

The very short distance between tip and handle (tip-to-grip 45 mm) allows precise, highly accurate work on the smallest soldering joints and components.

The small, precisely manufactured tip dimensions (ranging from a needle point to 2.2 mm) do not obstruct the user's view and are ideally suited to the finest work, even under a microscope.

The heating element is built into the tip, ensuring that, even in the smallest needle tip, the heat is delivered quickly and precisely to the soldering joint.

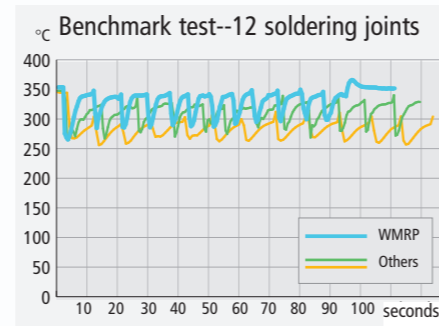
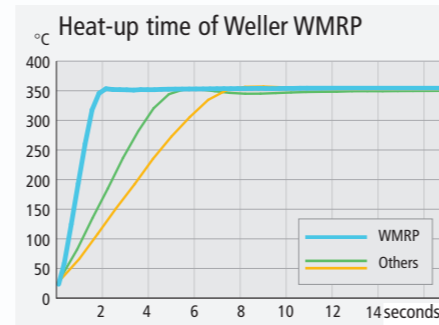


Precision and speed

Quick + Versatile

The WMRP soldering pencil has an extremely short heat-up time. (Approx. 2 seconds from standby to setpoint temperature!) All component parts of the system, such as the sensor and heating element, are designed for optimum heat transfer. This ensures absolute efficiency in the utilization of the power provided by the supply unit.

The heating element and sensor are built into the tip. This provides not only a quick heat-up time, but also perfect temperature stability. The sensor is located right at the tip, meaning that it can react with lightning speed while under load and supply the energy required. The recovery time is minimized.



Changing soldering tips is quick, easy, and, most importantly, requires no tools. Just pull out the old tip, insert the new one, and continue soldering. Thanks to its short heat-up time, the soldering pencil is ready to use again immediately!

The range of available soldering tips includes needle, round, and chisel shapes, as well as knife tips. You can choose the tip that best suits each of your tasks.

Specifications

Power Consumption	40 w
Cord Length	4 ft. (1.22 m)

Weller's unique stereo jack plug system is fast, convenient, and secure.



Ergonomic + Economical

The small, lightweight (just 75 g) construction of the WMRP soldering pencil makes work both easy and comfortable.

The WMRH safety rest has been designed with the latest ergonomic considerations in mind. Though it may appear unusual at first glance, the special geometry of the holder actually relieves the wrist of a substantial amount of strain. It avoids the usual turning and tilting motions, giving the user's wrist a break. The holder can be adjusted individually with a ball-and-socket joint at the base.

The built-in Stop+Go function in the safety rest reduces the temperature of the tip when the pencil is inserted. For this function, you can choose between "Off" or "Standby" (20 min.) on the unit. This substantially increases the service life of the soldering tips and prevents oxidation of the tip during long pauses between work. The power unit restarts automatically when the pencil has been taken out of the rest. Thanks to the extremely quick heat-up time, the tip returns to the set temperature in an instant, and the micro solder-socket joint at the base.

