

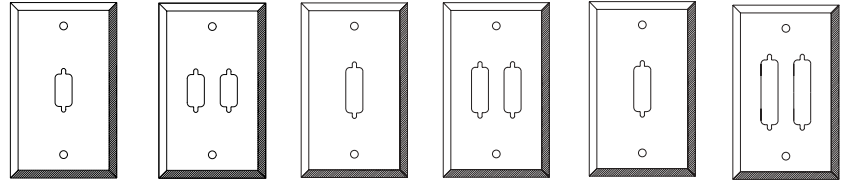
# STAINLESS STEEL WALL PLATES



## Single Gang

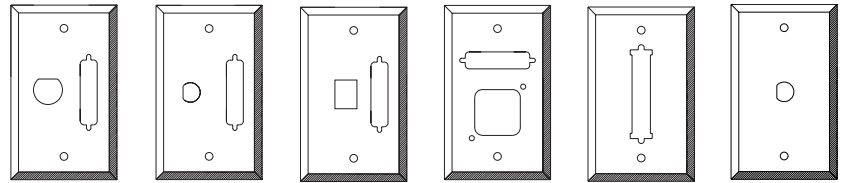
<b>WP-9-(XX)H</b>	For DB9
<b>WP-15-(XX)H</b>	For DB15
<b>WP-25-(XX)H</b>	For DB25

(XX) indicates No. of Holes: 1, 2



**WP-9-1H**    **WP-9-2H**    **WP-15-1H**    **WP-15-2H**    **WP-25-1H**    **WP-25-2H**

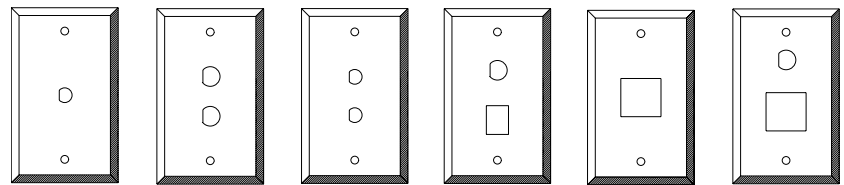
<b>WP-25/TW</b>	For DB25, Twinax, 1 Hole
<b>WP-25/C</b>	For DB25, Coax 1/2" dia.
<b>WP-25M</b>	For DB25, Keystone Jack
<b>WP-25T/11</b>	
<b>WP-36-1H</b>	For Centronics 36, 1 Hole



**WP-25/TW**    **WP-25C**    **WP-25M**    **WP-25T/11**    **WP-36-1H**    **WP-C-1H**

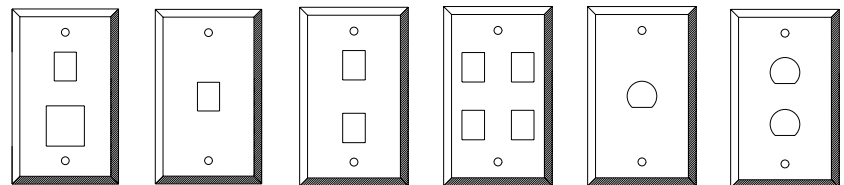
<b>WP-C-(XX)H</b>	For Coax FeedThru, 1/2" dia.
<b>WP-C-(XX)H3/8</b>	For Coax, 3/8" dia.
<b>WP-C/M</b>	For Keystone Jack and Coax, 1/2" dia.
<b>WP-IBM-1</b>	For Data Connector
<b>WP-IBM/C</b>	For Data & Coax

(XX) indicates No. of Holes: 1, 2



**WP-C-1H 3/8**    **WP-C-2H**    **WP-C-2H 3/8**    **WP-C/M**    **WP-IBM-1**    **WP-IBM/C**

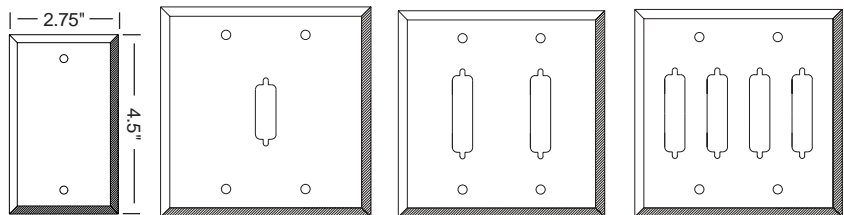
<b>WP-IBM/M</b>	For Data Connector, Keystone Jack 1 Hole
<b>WP-M-(XX)H</b>	For Keystone Jack
(XX) indicates No. of Holes: 1, 2, 3, 4, 6	
<b>WP-TW-(XX)H</b>	For Twinax
(XX) indicates No. of Holes: 1, 2	
<b>WPS</b>	Blank Plate, Single Gang



**WP-IBM/M**    **WP-M-1H**    **WP-M-2H**    **WP-M-4H**    **WP-TW-1H**    **WP-TW-2H**

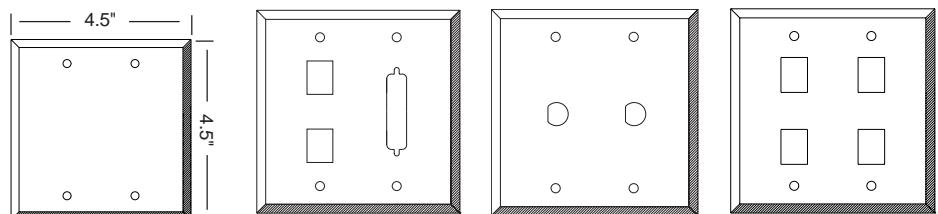
## Double Gang

<b>WP-15-1HD</b>	For DB15, 1 Hole
<b>WP-25-2HD</b>	For DB25, 2 Holes
<b>WP-25-4HD</b>	For DB25, 4 Holes
<b>WP-37-1HD</b>	For DB37, Dual Gang, 1 Hole



**WPS**    **WP-15-1HD**    **WP-25-2HD**    **WP-25-4HD**

<b>WP-25MD</b>	For DB25 1 Hole, 2 Keystone, 2 Hole
<b>WP-C-2HD</b>	For Coax, 1/2" DIA, 2 Holes
<b>WP-M-4D</b>	For Keystone Jack, 4 Holes
<b>WPD</b>	Blank Plate, Double Gang

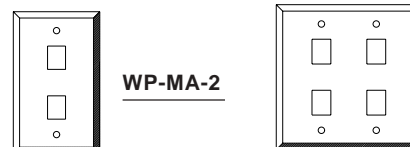


**WPD**    **WP-25MD**    **WP-C-2HD**    **WP-M-4D**

## For Universal Fitting

(See Page 16 For Modular Frame)

<b>WP-MA-2</b>	Dual Port
<b>WP-MA-4D</b>	Quad Port, Double Gang



**WP-MA-2**    **WP-MA-4D**